

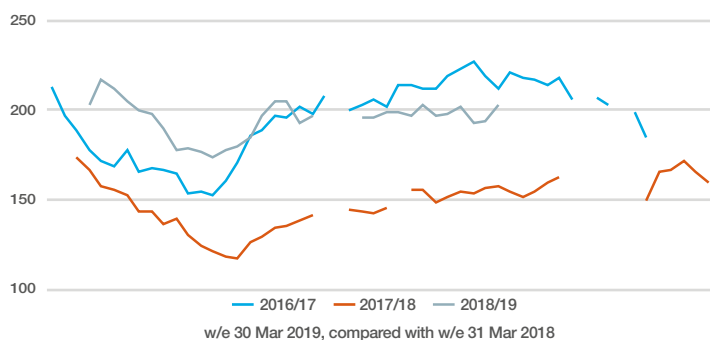
# POTATOES AT A GLANCE

Spring 2019

## GB prices (£/t)



## GB average WAPS prices (£/t)

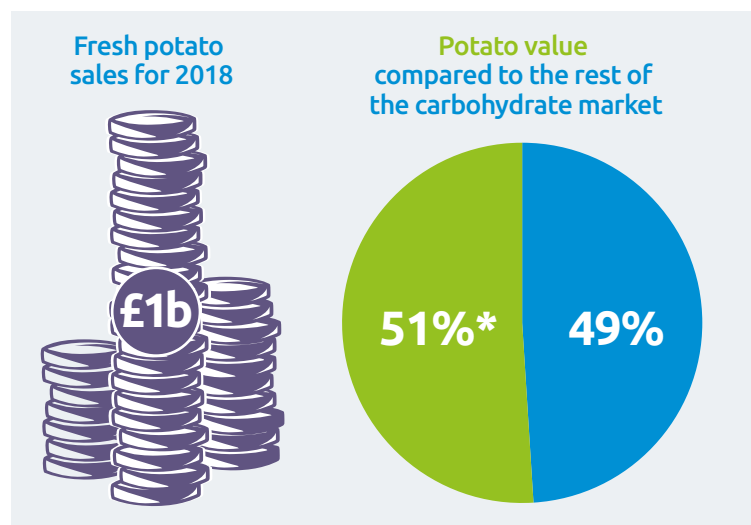


## International prices (£/t)

	Mar 2018	Mar 2019
<b>Belgium Bintje</b> <small>Source: Belgapom, &gt;335 grams underwater weight</small>	<b>17</b>	<b>215</b>
<b>France Processing</b> <small>Source: RNM. Other Varieties &gt;360 grams underwater weight, 35 mm+</small>	<b>39</b>	<b>257</b>
<b>Germany Fontane</b> <small>Source: REKA. 40 mm+</small>	<b>37</b>	<b>257</b>

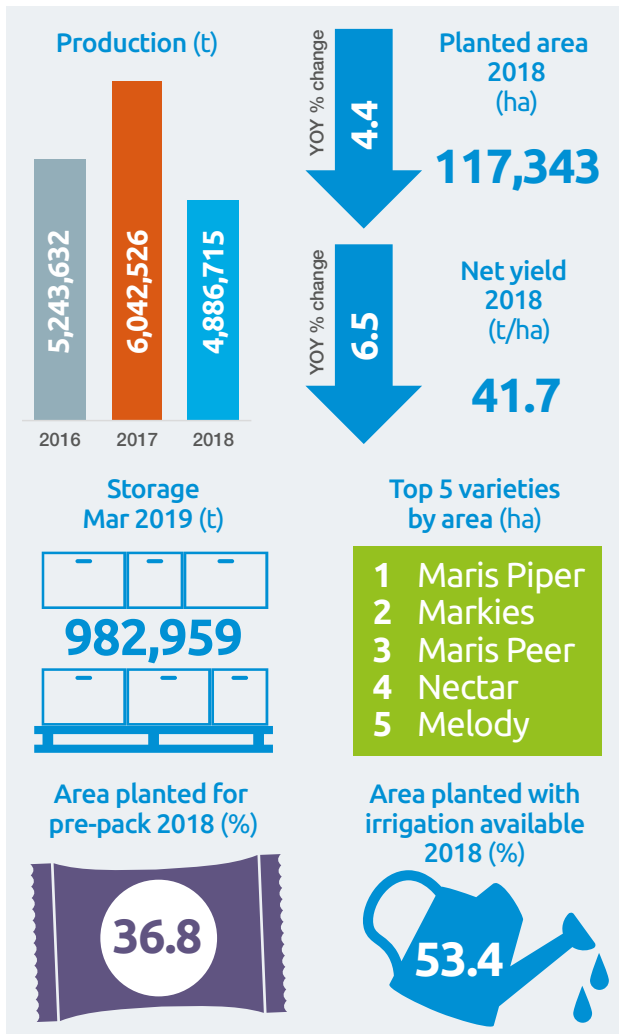
Data at: w/e 29 Mar 2019

## GB consumption



Source: Kantar Worldpanel, 52 weeks w/e 27 Jan 2019, household consumption  
\*Includes potato based savoury snacks

## GB production



## UK trade (tonnes)



## UK trade with the EU compared to the rest of the world (%)



Source: HMRC, as at Apr 2019. Traded 2018/19 crop year, year to date Feb.  
\*Total Fresh, Processing & Seed.

For more information go to [potatodatacentre.ahdb.org.uk](http://potatodatacentre.ahdb.org.uk)